



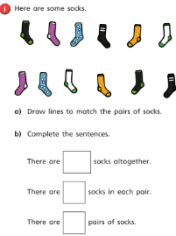










Home Learning (ideas) for Little Oaks

Week commencing 1.6.20 week 6

	LITERACY	NUMERACY Activities this week Counting, pairing, triangles, positional language.
<p>Mon</p>	<p>Starter: Talk about what you have done at the weekend, reminding them of something fun or special that you did together.</p> <p>Activity: Draw a picture about what you have discussed, as always using a pencil to draw your picture and the coloured pencils for shading. Try to encourage them to add as much detail as possible and think about what colours they need. The adult should help to label the picture or write a sentence/paragraph describing the picture. When labelling the picture the adult should ask questions like what's the beginning sound of mummy, grass, flower's and emphasise the sounds. Remind them to put their name on their beautiful work!</p>   	<p>Starter: See the colour by number work sheets and print off, if you do not have a printer maybe an adult could draw the mini beast you would like to colour. Talk about the colours you will need. You all know your numbers to five now so this shouldn't be difficult. Use your best colouring skills and when you have finished I would love to see your pictures, maybe we can put them in your folder once you are back at school!</p> 
<p>Tues</p>	<p>Starter: Talk to your child starting school in September. When they come back to school they will have to learn to keep their distance from each other and adults. Wash hands regularly. Cough and wipe their nose into a tissue, if possible. Please talk to them about this as often as possible, it will be difficult to understand the changes but the more we talk about it the easier it will be. You could also talk about the things they will need for school ie uniform, book bag, PE kit! Maybe you could make a list of these items and cross them off as you get them, talking about the beginning sounds of these items!</p>	<p>Finding Pairs Have you ever helped mummy and daddy with the washing? Have you ever put socks into their matching pairs? That's two of the same together. No! Not when they're stinky! When they've been washed!</p>  <p>Try to do this worksheet about matching socks Can you count some of your own socks? Match them into pairs and count the pairs?</p>
<p>Wed</p>	<p>Starter: We've been learning about pets, farm animals and wild animals who live in the wood. Talk to your child again about which animals are pets, farm and woodland. Look at the animal sheet. Can they name some? You could write three lists or draw three animals helping your child to label them and say where you would find these animals.</p>	<p>Can you name some pond animals? Do you know what a baby frog is called? We're going to do some tadpole counting, Use this sheet.</p> 

Home Learning (ideas) for Little Oaks




Week commencing 1.6.20 week 6

<p>Thurs</p>	<p>Starter: Refer back to the animals yesterday, Can the children tell you which animals are pets, farm and woodland.</p> <p>Remember some animals eg cat dog, might both live on a farm or be a pet. A mouse might like to live on a farm and in a wood. Where does an elephant live? Neither place. Why?</p> <div style="display: flex; justify-content: space-around;"> <div style="text-align: center;"> <p>Farm</p>  </div> <div style="text-align: center;"> <p>Woodland</p>  </div> </div>  <p>Using these templates your child can either 'cut and stick' the animals onto farm or woodland, sorting them as they go or draw them. Can they name the animals?</p>	<p>Rosie and Jim. Watch on u tube Rosie and Jim - Sailing: Full Episode 14.41</p> <p>What shape is the house over the river and the sails on the sailing boat?</p>   <p>How many sides has a triangle? Is this shape made up of straight or curvy lines? Can you draw a lovely picture of a house or a boat using all triangles. Even the dog and man is made of triangles! Can you make this? An adult can help draw the triangles but can you cut them out? Colour it in to make it look gorgeous.</p>
<p>Fri</p>	<p>Starter: Read the online book; The Journey by Neil Griffiths v=LJT5e-iH85c&t=195s 6.02.(note this story is sung by children, you might find it better to mute and read it to your child yourself). Talk to your child about the boat's journey from the top of the mountain, down the stream, through the pond, over the waterfall, along the river, past the farm, through the town with the nasty litter, out through the estuary to the sea, finally landing on the beach.</p> <p>The children can draw a map of the boats journey by making a waterway from the top of the mountain, through all the places until it goes out to sea and lands on a beach. Colouring the waterway in blue including the sea. If they draw some clouds at the top of the mountain and some raindrops you can explain that the rain water runs together to make the waterway in the water cycle.</p>  	<p>In the story of The Journey, there is a lot of positional language for example top, down, through, over, along, past, out, etc. The children can show you what these words mean by making their own journey (using a toy boat, car, train, animal), around the room or garden. You can add other positional language eg under, beside, above, in front, behind etc</p>

Home Learning (ideas) for Little Oaks

Week commencing 1.6.20 week 6


Wc 1.6.20 Phonic activities 5-7 minutes (ish) per day Little Oaks

Monday	Tuesday	Wednesday	Thursday	Friday
<p>Can you remember the sounds you learnt last time?</p> <p>s t a p m i n</p> <p>Can I write these sounds again?</p> <p>Which sounds have curvy lines, which have straight bits?</p> <p>Can I write some of these words?</p> <p>nip pin sit tin tip</p> <p>Can I remember some words beginning with s, t, a, m, p, n, i 'when I play 'I spy' with mum and dad?</p>	<p>Can I write the new sound?</p> <p>d</p> <p>Start in the middle, go round like you're doing an a, come back to the top and then keep going up. Come back down again to the bottom and then do a flick at the end.</p>  <p>I don't need to take my pencil or crayon off this time.</p> <p>Can I choose 4 colours and do this 4 more times?</p> <p>Where is the curvy line? Where is the straight line?</p> <p>The sound d is a short sound. Can you say that?</p> <p>Watch on youtube: 'd' - Magical Mrs Hutchins Does Phonics: Letter 'd' 8.41 v=qWuaGlgxXOs</p>	<p>Can I make new words by putting 3 sounds together?</p> <p>dip mad dad sad pad din</p> <p>What do these words say? Can I write these words?</p> <p>Which picture shows a sad face? Mad face?</p>   <p>Looking in my house, can I find things beginning with d?</p>	<p>Can I read these other words by putting the sounds together?</p> <p>and sand did</p> <p>Can I write these words?</p> <p>Dan</p> <p>The word is a name so it needs a capital letter</p> <p>The sounds s, m, n are long sounds when you say them.</p> <p>The sounds a, t, p, i, d are very short sounds when you say them.</p> <p>You have a try.</p> <p>Well done!</p>	<p>Can I write some of these words</p> <p>dip mad dad sad pad din</p> <p>Using different media? eg rice, tealeaves, shaving foam, chalk, wow boards, paint, water, sand</p> <p>and my name.</p>

Note, the phonic activities are quite repetitive when learning new sounds. It is important to still use the sounds already learnt in the next activities so that children will more easily remember their previous learning and build upon it. These steps are important so that when your child starts in the reception class they will already have a basic phonic knowledge. Remember we use the pure sounds
[youtube Jolly Phonics Letter Sounds \(British English\) 4.41](#)

Home Learning (ideas) for Little Oaks

Week commencing 1.6.20 week 6



Write d four times using
four different colours

Home Learning (ideas) for Little Oaks

Week commencing 1.6.20 week 6

Being creative

Do you have paint colours **blue**, **red** and **yellow**?

Have a go at mixing these colours together, what new colours do you get?

What colour do you get if you mix all three?

Can you guess what colour you'll get if you mix green, purple and orange? Try it out. Send in some pictures.

(if you check your tadpole addition sheet it will give you some clues)

Ps Mums and Dads

We know it's hard for you sometimes to do home learning. Whatever you do we think you are terrific!

Home Learning During Covid 19

All home learning and the latest weekly newsletters are now available to download straight from our Thurleigh Primary website. On the 'Our Learning' tab, please click on the 'Home Learning During Covid 19' tab then select your child's class.

Home Learning (ideas) for Little Oaks

Week commencing 1.6.20 week 6

Name.....



Weekend News



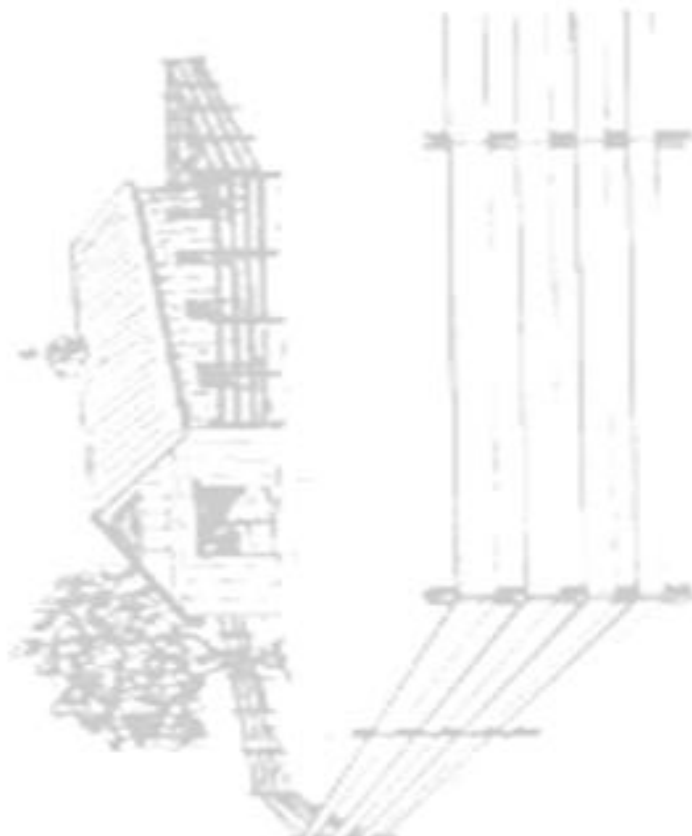
Home Learning (ideas) for Little Oaks

Week commencing 1.6.20 week 6

Woodland



Farm



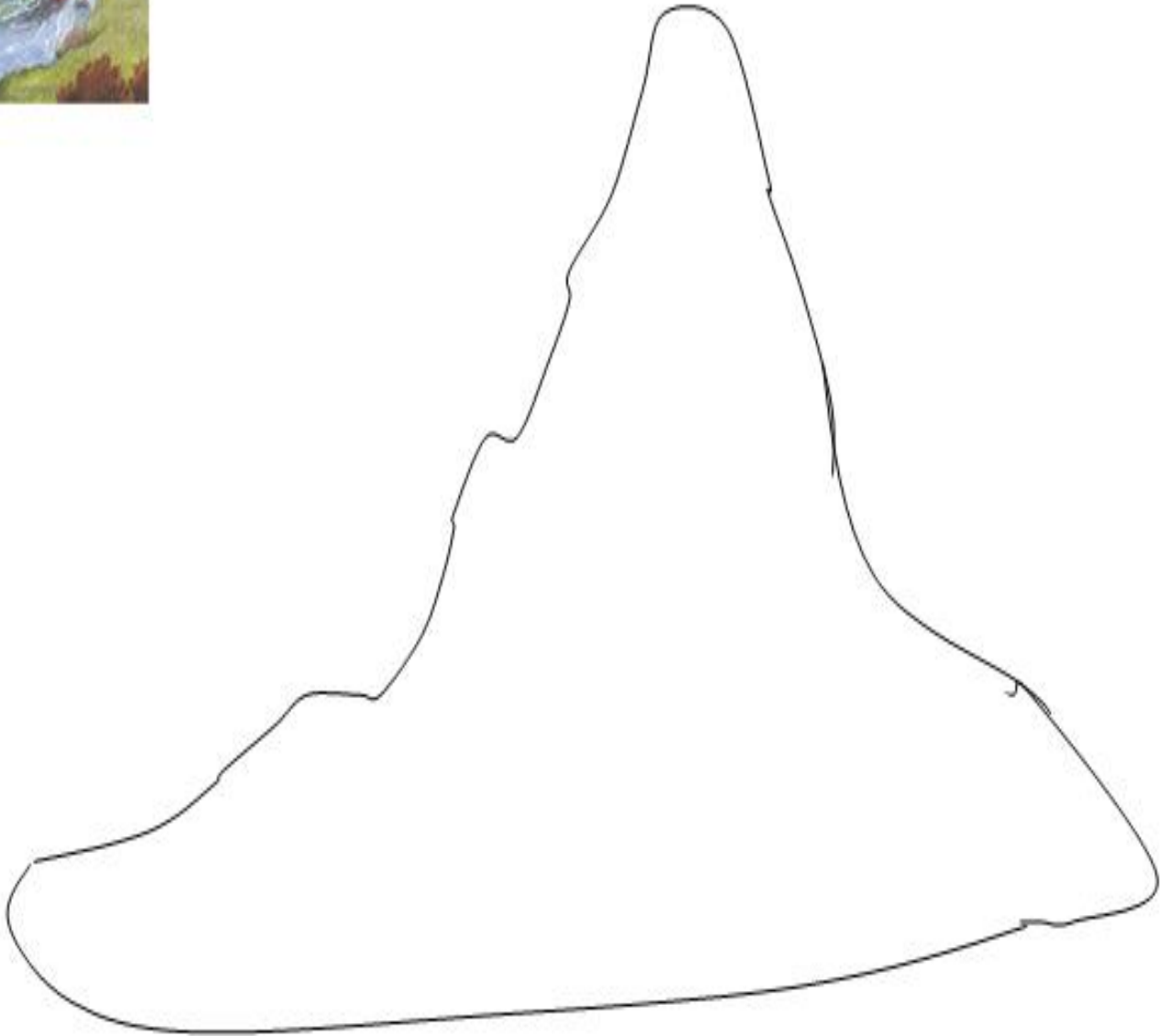

Home Learning (ideas) for Little Oaks

Week commencing 1.6.20 week 6



Home Learning (ideas) for Little Oaks

Week commencing 1.6.20 week 6






Home Learning (ideas) for Little Oaks

Week commencing 1.6.20 week 6

Tadpole counting



Count how many tadpoles in each circle and write them down here:



Home Learning (ideas) for Little Oaks

Week commencing 1.6.20 week 6

100 Square


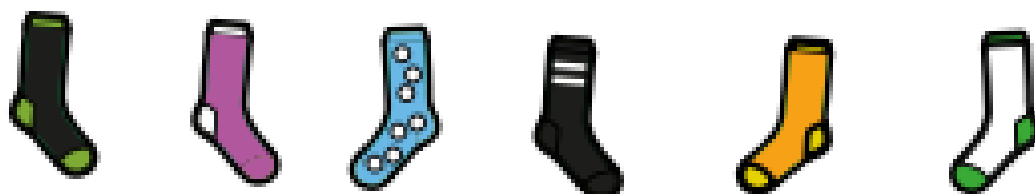
1	2	3	4	5	6	7	8	9	10
11	12	13	14	15	16	17	18	19	20
21	22	23	24	25	26	27	28	29	30
31	32	33	34	35	36	37	38	39	40
41	42	43	44	45	46	47	48	49	50
51	52	53	54	55	56	57	58	59	60
61	62	63	64	65	66	67	68	69	70
71	72	73	74	75	76	77	78	79	80
81	82	83	84	85	86	87	88	89	90
91	92	93	94	95	96	97	98	99	100



Home Learning (ideas) for Little Oaks

Week commencing 1.6.20 week 6

I Here are some socks.



a) Draw lines to match the pairs of socks.

b) Complete the sentences.

There are socks altogether.

There are socks in each pair.


There are pairs of socks.

Home Learning (ideas) for Little Oaks

Week commencing 1.6.20 week 6

Minibeast Colour by Number

Match the colours to the numbers.




Home Learning (ideas) for Little Oaks

Week commencing 1.6.20 week 6

Minibeast Colour by Number

Match the colours to the numbers.



1 =



2 =



3 =



4 =



5 =

