








# Home Learning (ideas) for Little Oaks

Week commencing 11.5.20 week 4

	LITERACY	NUMERACY
Mon	<p><b>Starter:</b> Talk about what you have done at the weekend, reminding them of something fun or special that you did together.</p> <p><b>Activity:</b> Draw a picture about what you have discussed, as always using a pencil to draw your picture and the coloured pencils for shading. Try to encourage them to add as much detail as possible and think about what colours they need. The adult should help to label the picture or write a sentence/paragraph describing the picture. When labelling the picture the adult should ask questions like what's the beginning sound of mummy, grass, flower's and emphasise the sounds. Remind them to put their name on their beautiful work!</p> 	<p><b>Starter:</b> I would like you to collect some objects from the garden or whilst on your daily walk. These can be stones/pebbles, flowers/weeds, blades of grass, leaves! Make sure they're not Mummy or Daddy's best flowers, daisies or buttercups would be best!</p> <p><b>Teaching</b> Using your objects can you make a shape? Can you name the shape? Can you make another shape? How many objects did you use for your shape? What colours can you see?</p>   
Tues	<p><b>Starter:</b> Watch the clip of 'Some Pets' <a href="https://youtube/XOGSedNnjVI">https://youtube/XOGSedNnjVI</a> Some Pets Read Aloud Story for Kids 4.28</p>  <p><b>Activity:</b> Discuss the various words used to describe what the pets do/how they move/what they look like - eg drool, peck, feathered. Now look at the "Some Pets" picture below and point to the different animals and see if your child can name them. You could say "S for ???" and point to the snake. "g for???" Pointing to the goat. See if they can practise writing these sounds, reminding them to hold their pencil correctly and giving them lots of praise. Well done!</p>	<p><b>Starter:</b> You can use some of the objects from yesterday's activity or you can collect some different ones. As the picture shows you need to write/paint numbers on the leaves. You could place the leaves in number order going up to 10, then count out the correct amount of objects to place next to your number leaf. If your child has it got wrong ask them to check their work or say "Let's check that together"</p> 
Wed	<p><b>Starter:</b> Watch the clip of 'Some Pets' once again.</p> <p><b>Activity:</b> Ask the children to act out some of the ways of the animals. Maybe they could rehearse part of the book and perform it to you all as a family? Discuss with them some of the ways in which the animals move and see if they can move like them.</p>	<p><b>Starter:</b> This is a food activity where we will be counting, sharing and eating pieces of fruit/food. Cut up a banana/apple/orange or get some raisin's (anything that can divided into about 8 pieces)</p> <p><b>Teaching:</b> Firstly count how many pieces you have, can you write that number? If you eat a piece how many will you have left? If you eat 2</p>

# Home Learning (ideas) for Little Oaks

Week commencing 11.5.20 week 4

	<p>Also ask what sounds the different animals make and what foods they might eat. Can they say where some of the animals live? For example on a farm, in a tree or a pet at home?</p>	<p>pieces how many will you have left then? Give an adult 3 pieces, do they have <b>more</b> or <b>less</b> than you? Can you say how many pieces you have without counting them? Take a guess and then check if you were right. If the adult gives you one piece back how many will you have now?</p>
<p>Thurs</p>	<p><b>Starter:</b> Can you find some magazines, catalogues or newspapers you no long need. See if you can find some animals, flowers or insects for your child to cut out.</p> <p><b>Activity:</b> Most of the little Oaks are very good with their scissor control but please supervise this activity as I'm not sure you will have children's scissors. Using a blank piece of paper you can stick the pictures down and underneath each picture put a label ...for dog, ...for butterfly and so on. Encourage your child to write the beginning sound in the gaps and give lots of praise even if it doesn't look quite like it should! If they are mark making and attempting to copy letters they are on the right track.</p>	<p><b>Starter:</b> Give a teddy to child, you will pass it back and forth to each other counting each pass. How far can they get up to? Let's see if you can get any higher next time, write the number down so that they know what that number looks like. Try counting steps, how many steps from the lounge to the bathroom? How many steps from the kitchen to the lounge? Try writing these numbers down as you go!</p>
<p>Fri</p>	 <p>You have worked hard this week so let's end with a fun and colourful picture to brighten up the home. Look at the flowers in your garden, what colours can you see? Can you name some of the flowers? Think about what you have seen and then try the activity in the picture above. I would love to see how you get on!</p>	<p><b>Starter:</b> Using a blank piece of paper you will make a table collecting information about the different colour cars on your street.</p> <p><b>Teaching:</b> The adult can write a list of colours or using your coloured pencils make a key. Every time you see a car of this colour put a tick or line next to it. Can you count up the lines or ticks once you have finished and write that number down. Talk about whether they are big cars or small cars. Can you see any vans or lorries? How many can you see? What colours are they?</p>

# Home Learning (ideas) for Little Oaks

Week commencing 11.5.20 week 4

## Bat the Cat Poem by Mrs Wood about the family pet (I'm afraid I am not a poet and I **do** know it!)

*Bat's the cat, who isn't fat  
And likes to sit near the fire on the mat!*

Along time ago  
-at least ten years, don't you know  
She was a stray  
And had no place to stay

We invited her in  
'Yes!' She thought, 'I win!  
And she settled in with us  
Without making a too much fuss

She loves a chicken dinner  
Yes, that beats a winner! (That's why I'm called Nanny Chicken)  
She likes to annoy the dogs next door!  
When they get too close, she shows her claw

*Bat's the cat, who isn't fat  
And likes to sit near the fire on the mat!*

She likes to catch a mouse,  
Bring it in and chase it round the house  
She loves to sleep on Grandad's lap  
And have a super snuggly nap

She parades around like she owns the place  
Then puts on a cute smiley face....  
We fall for it every time, especially when it's time to dine:  
With tasty fish put in her dish

She meiwos 'With these folk,  
I can continue the joke  
-My routine in this house lingers  
As I have the family wrapped around my fingers!'

*Bat's the cat, who isn't fat  
And likes to sit near the fire on the mat!*







Can you pick out the rhyming words in the poem?

# Home Learning (ideas) for Little Oaks

Week commencing 11.5.20 week 4

Wc 11.5.20 Phonic activities 5-7 minutes (ish) per day Little Oaks

Monday	Tuesday	Wednesday	Thursday	Friday
<p>Can you remember the sounds you learnt last week?</p> <p><b>s</b></p> <p><b>p</b> <b>t</b></p> <p><b>m</b></p> <p><b>a</b></p> <p>Can I write these sounds again?</p> <p>Which sounds have curvy lines, which have straight bits?</p> <p>Can I write the words:</p> <p>pat tap map sap Pam</p> <p>Can I say some words beginning with s, t, a, m, p 'when I play 'I spy' with mum and dad.</p>	<p>Can I write the new sound</p> <p><b>n</b></p> <p>Start at the top, go down the path, back up the path, over and back down the path with a flick at the end.</p> <p>I don't need to take my pencil or crayon off.</p> <p>Can I choose 4 colours and do this 4 more times?</p> <p>Where are the curvy lines? Where are the straight lines?</p> <p>The sound n is a long sound. Can you say that?</p>	<p>Can I make new words by putting 3 sounds together?</p> <p>nap pan man tan ant snap nan</p> <p>What do these words say? Can I write these words?</p> <p>Which word belongs to the pictures below?</p> <div style="display: flex; justify-content: space-around;">   </div> <div style="display: flex; justify-content: space-around;">   </div> <p>Looking in my house, can I find things beginning with n?</p>	<p>Can I read these other words by putting the sounds together?</p> <p>an spam stamp pants</p> <p>Can I write these words?</p> <p>The word <b>Stan</b> is a name so it needs a capital letter</p> <p>The sounds <b>s, m, n</b> are long sounds when you say them.</p> <p>The sounds <b>a, t, p,</b> are very short sounds when you say them.</p> <p>You have a try.</p> <p>Well done!</p>	<p>Can I write some of these words</p> <p>nap pan man tan ant snap nan</p> <p><b>Using different media?</b> eg rice, tealeaves, shaving foam, chalk, wow boards, paint, water, sand</p> <p>and my name.</p>

Note, the phonic activities are quite repetitive when learning new sounds. It is important to still use the sounds already learnt in the next activities so that children will more easily remember their previous learning and build upon it. These steps are important so that when your child starts in the reception class they will already have a basic phonic knowledge.



# Home Learning (ideas) for Little Oaks

Week commencing 11.5.20 week 4



# Home Learning (ideas) for Little Oaks

Week commencing 11.5.20 week 4

Pet stories you might be interested in:

youtube: **Dear Zoo** - Storytelling with Sherry 5.49. This has a quiz after the story, or

youtube: **Dear Zoo** read by Justin Fletcher | CBeebies Bedtime Stories 5.52

youtube: **What Pet Should I Get?** by Dr. Seuss - Read Aloud Books for Children 4.05

youtube: **Tails are Not For Pulling** Kids Book Read Aloud 1.33  
n bv


# Home Learning (ideas) for Little Oaks

Week commencing 11.5.20 week 4

## Monster Colour by Number




Solve the calculations in the picture to work out what colours they should be.

- 10 = red
- 8 = pink
- 6 = green
- 4 = grey



## Minibeast Colour by Number

Match the colours to the numbers.





# Home Learning (ideas) for Little Oaks

Week commencing 11.5.20 week 4

## 100 Square

1	2	3	4	5	6	7	8	9	10
11	12	13	14	15	16	17	18	19	20
21	22	23	24	25	26	27	28	29	30
31	32	33	34	35	36	37	38	39	40
41	42	43	44	45	46	47	48	49	50
51	52	53	54	55	56	57	58	59	60
61	62	63	64	65	66	67	68	69	70
71	72	73	74	75	76	77	78	79	80
81	82	83	84	85	86	87	88	89	90
91	92	93	94	95	96	97	98	99	100

