






# Home Learning (ideas) Little Oaks

Week commencing 20.4.20

	LITERACY	NUMERACY
Mon	<p><b>Draw a picture of what you have been doing in the holidays. Tell an adult what is happening in the picture and they can label it or write a brief sentence about what you say about your picture.</b></p> <p>(Remember, it can be about what games or toys you've played with, what films or TV you've watched, what happened when you went for a walk. Did you help with the cooking and tidying up? What did you see in your garden?)</p>	<p><b>Using a number line 1-10</b></p> <ul style="list-style-type: none"> <li>Count to 10 using your finger (Peter Pointer) to count along</li> <li>Count backwards from 10 down to 1</li> <li>Adults could point to random numbers and see if you recognise it.</li> <li>Adults can call out a number from 1-10 in any order and see if you can write that number, try it without your number line if you can!</li> </ul>
Tues	<p><b>Watch 'The Very Hungry Caterpillar' story youtube: <a href="#">The Very Hungry Caterpillar- Animated film 6.47 version</a></b></p> <p>Talk about what happened in the story.</p> <p>Examples of questions:</p> <p>How does the egg change in the story?</p> <p>Does the caterpillar look like its mum and dad? What things are the same and what things are different?</p> <p><i>Creative/physical: Can you make your body into an egg shape, move like a caterpillar, stay very still in a cocoon, fly like a butterfly?</i></p> 	<p><b>House 'Stock Check' Day</b></p> <p>Can you count objects in your house? Draw the object. If you can, write down how many of each. For example:</p> <ul style="list-style-type: none"> <li>Chairs</li> <li>Doors</li> <li>Steps on your staircase</li> <li>Plants</li> <li>Clocks</li> <li>Cuddly toys</li> </ul> <p>Can you choose anything else to count?</p>
Wed	<p><b>Re watch 'The Very Hungry Caterpillar'</b></p> <p>Can you remember some of the food the caterpillar eats and can you draw a picture of these items? Can you say what the beginning sound of some of these words are</p> <p>Which of these foods are healthy? Thumbs up for a healthy snack or thumbs down for a treat!</p>	<p>Can you draw a picture of a caterpillar and colour it in making a repeating pattern? If you have paints you could do potato printing to make your caterpillar and then once it's dry you can count how many circles there are and maybe try writing the numbers in each circle.</p> 
Thurs	<p>Can you draw some foods you like to eat in a picnic? Think about the beginning sound of the foods you like to eat and see if you can write the beginning sounds next to the picture.</p> 	<p>Ask an adult to draw the outline of a butterfly and then you can colour it in making a pattern?</p> 
Fri	<p>At the end of the story the butterfly comes out of the cocoon. What do you think happens to the butterfly? What does it do? Where does it go? Where do butterflies sleep? Can you name the colours on the butterfly?</p> <p>Parents, try to keep the discussion going asking lots of questions like the ones above allowing the child to use their imagination!</p> 	<p>Can you make a butterfly or caterpillar using items from the recycling? You can use lids and cut up cardboard to glue on to your picture or you could make a large scale one in the garden using bottles/boxes etc! Wow! That sounds good! Maybe you can send back a photo! Have fun!</p>

# Home Learning (ideas) Little Oaks

Week commencing 20.4.20

Dear children and parents of Oak Class

I hope all is going well for you and you're enjoying your time together.

I hope the initial home pack was useful to you.

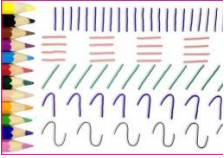
We're sending out more home learning for you every week. These are ideas you can share with your children. So in total it would be good to do the three activities per day: Phonics, literacy and numeracy, alongside any creative activities you're enjoying together. When doing the activities it is a good idea to have a good break between each and spend no more than 10-15 minutes on each activity.

We all know how important it is to keep our children learning and interested in their work so well done for supporting them.

We are interested to know how you are getting on. If you want to ask any questions please forward on the parent mail. Also if you have any photos or funny stories you'd like to share with others at the school please send them in and we can include them in the newsletter. We can be cheered by them.

Thank you for your help.  
Janet Wood and Susie Spinelli

## Wc 20.4.20 Phonic activities 5-7 minutes (ish) Little Oaks

Monday	Tuesday	Wednesday	Thursday	Friday
<p>Can I draw patterns with straight and curvy lines?</p> 	<p>Can I write some or all of my name five times using a different colour each time? Are there straight or curvy lines in my name?</p>	<p>Can I write and say these sounds? (using this letter formation)</p> <p><b>a</b></p> <p><b>t</b></p> <p>Which are the straight and curvy lines in these sounds? Looking in my house, can I find things beginning with a and t?</p>	<p>Can I write and say this sound?</p> <p><b>s</b></p> <p>Can I find things beginning with S? Can I write the two words at and sat?</p>	<p>Can I write</p> <p><b>sat</b></p> <p>Using different media? eg rice, tealeaves, shaving foam, chalk, wow boards, paint, water, sand</p> <p><b>and my name.</b></p>