



# Oak Class Search for a Hero!



## PSED

- Discussing their new environment – what are our rules and routines here?
- Making friends/accepting everybody is different/unique. We are all 'heroes!'
- Behaviour – how we need to behave, thinking about our emotions, remember to treat others as we would like to be. Turn taking etc...
- Building our own confidence/knowing it is ok to ask questions and give input to our discussions
- Select and work together with each other whilst choosing activities around the setting



## PD

- Creating an obstacle course for the children to complete whilst collecting items associated with 'Superheroes'
- Make a treasure hunt for children to find the ingredients for a super magic potion



- Parachute games – children can hide under the parachute to disappear
- Create a 'dark' area such as like in a tent – include torches and glow sticks to warn off the competitors
- Remembering to keep safe whilst playing on/around the outdoor equipment
- Being aware of their own space, considering others around them
- Using simple tools such as in the making area – create your own heroes! Write about them
- Playing with the potato head models, make their own Superhero

## UW




- Harvest festival
- Diwali
- Halloween
- Bonfire night
- Christmas performance
- Autumn – what happens in Autumn?
- Different foods to keep you strong to be a Superhero. How can we look after our body to stay strong/ how & when do I grow?
- Different parts of the body
- How can we be heroes and care for the ocean & planet/preventing pollution/what is it?
- People who help us – what are their roles (doctor, nurse, firemen, police etc.... when do they work/sleep?
- Routes/plans to important places/emergency places & numbers





# Oak Class Search for a Hero!



CL	LIT	EAD	M
<ul style="list-style-type: none"> <li>• Asking for help</li> <li>• Negotiation/imagination-through play/roleplay – how can you be a hero?</li> <li>• Extending vocabulary</li> <li>• Reciting and retelling stories</li> <li>• Home experiences – which family member has Superhero qualities?</li> <li>• What happens next/ making up own endings to stories</li> <li>• How, who, where, when.....</li> <li>• Give their own Superhero a name/write about them</li> <li>• Labelling parts of their own Superhero</li> <li>• Working together to make a trap for villains/Superhero hiding dens with a variety of materials</li> </ul>	<ul style="list-style-type: none"> <li>• My Mum is Fantastic</li> <li>• My Dad is Brilliant</li> <li>• Super Daisy</li> <li>• Ten Little Superheroes</li> <li>• George Saves The World By Lunchtime</li> <li>• The Adventures of a Plastic Bottle</li> <li>• I can save the Ocean</li> <li>• Mr Men –Adventure with superheroes</li> <li>• Help! I need my Superheroes!</li> <li>• Superkid</li> <li>• Supertato books</li> <li>• Daily phonics lessons, word building, looking at digraphs and trigraphs</li> <li>• Covering high frequency words/common exception words such as ‘the’ and ‘said’.</li> </ul> 	<ul style="list-style-type: none"> <li>• Making a ‘Superhero’fruit salad/ healthy sandwich</li> <li>• Creating dances for ‘Superheroes’/acting out stories</li> <li>• Drawing themselves/ their family members</li> <li>• Make their own Superhero theme tune through the use of instruments</li> <li>• Making own masks</li> <li>• Design your own Superhero friend</li> <li>• Design their own Superhero and world with lego</li> <li>• Make Superhero potato heads</li> </ul> 	<ul style="list-style-type: none"> <li>• Number work – through the use of continuous provision</li> </ul>  <ul style="list-style-type: none"> <li>• Patterns with superheroes</li> <li>• Patterns – treasure</li> <li>• How many wooden blocks do you need to make your Superhero den?</li> <li>• Combinations</li> <li>• Plans, routes, treasure maps</li> <li>• Beep bop</li> </ul>